

# Schriftliche Prüfungsarbeit zum mittleren Schulabschluss 2008 im Fach Englisch

04. Juni 2008

**Teil I: Hörverstehen**

4 Hörtexte mit 25 Aufgaben

Arbeitsbeginn                      10.00 Uhr  
Bearbeitungszeit:                45 Minuten

Bitte bearbeiten Sie die Aufgaben zunächst auf den Aufgabenbögen und übertragen Sie dann die Ergebnisse auf den Auswertungsbogen auf Seite 7.

Sie können maximal 25 Punkte erreichen.





Name, Vorname: .....

Klasse: .....

## Listening Part 1: Radio Announcements





- You are going to hear two radio announcements.
- You will hear the recording twice.
- There are four questions in this part, two questions for each announcement.
- Look at the pictures and then listen to the recording.
- Choose the correct picture and put a tick (✓) in the right box.

### Announcement One

<b>1 Which picture shows the missing woman?</b>				
				
	<b>A</b>	<b>B</b>	<b>C</b>	<b>D</b>

<b>2 What is the telephone number of the nursing home?</b>				
	<b>0208 556 7659</b>	<b>0208 565 7659</b>	<b>0308 565 7659</b>	<b>1208 565 7659</b>
	<b>A</b>	<b>B</b>	<b>C</b>	<b>D</b>

**Announcement Two**

<b>3 Why is Regent Street closed?</b>			
			
<b>A</b>	<b>B</b>	<b>C</b>	<b>D</b>

<b>4 When will Regent Street be open again?</b>			
<b>12:00</b>	<b>20:00</b>	<b>10:05</b>	<b>00:00</b>
<b>A</b>	<b>B</b>	<b>C</b>	<b>D</b>

## Listening Part 2: Radio Spots

*Note: You do not need to understand every word to do this task.*



- You are going to listen to four radio spots (spots 1 to 4).
- You will hear the recording twice.
- Read the statements below first, then listen to the recording.
- For each spot choose the correct statement (A – C) and put a tick in the right box.
- There is only one correct statement for each spot.

### 5. (Spot 1)

The message of this radio spot is:

<input type="checkbox"/>	A. At school children should learn about the dangers of alcohol.
<input type="checkbox"/>	B. Parents should talk to their children about alcohol at an early age.
<input type="checkbox"/>	C. Parents should talk to their teenage children about drinking and driving.

### 6. (Spot 2)

The message of this radio spot is:

<input type="checkbox"/>	A. Cycle to work to keep the environment clean!
<input type="checkbox"/>	B. Eat just a little bit to stay fit!
<input type="checkbox"/>	C. Move more to stay healthy!

### 7. (Spot 3)

This spot tries to make listeners interested in AmeriCorps, an organisation which...

<input type="checkbox"/>	A. takes care of people who need help after catastrophes.
<input type="checkbox"/>	B. helps people to make friends in foreign countries.
<input type="checkbox"/>	C. helps young people to travel to foreign countries.


### 8. (Spot 4)

This radio spot tells you that...

<input type="checkbox"/>	A. your friends might be worried and angry if you take drugs.
<input type="checkbox"/>	B. you must always help people who take drugs.
<input type="checkbox"/>	C. good friends will never leave you if you take drugs.

### Listening Part 3: An Audio Tour of the Taj Mahal

- You are going to hear part of an audio tour with information about the Taj Mahal.
- You will hear the recording twice.
- Read the eight statements below first, then listen to the recording.
- If you think a statement is correct, put a tick (✓) in the box for **YES**.
- If you think it is not correct, put a tick (✓) in the box for **NO**.
- If you think the statement is not in the text, put a tick (✓) in the box for **NOT IN THE TEXT**.



*Mumtaz Mahal*



*Shah Jahan*

		Yes	No	Not in the Text
9	Shah Jahan and Mumtaz Mahal had known each other for five years when they got married.			
10	Mumtaz died after her last child was born.			
11	After Mumtaz's death Shah Jahan got the idea to build a monument for his wife.			
12	After Mumtaz had died, her husband did not eat for weeks.			
13	It took 22,000 people and 20 years to build the Taj.			
14	The craftsmen who worked on the Taj were paid with gold and silver.			
15	The tour guide suggests that the money spent on building the monument could have been used in a better way.			
16	Shah Jahan did not want anyone to build another monument like the Taj Mahal.			

**Listening Part 4: Cool**

- You are going to hear a talk show about cool trends.
- There are four people in the talk show: a presenter, J.J (a cool hunter), Toni (a cool teenager) and his mother Chelsea.
- You will hear the recording twice.
- Read the statements below first, then listen to the recording.
- Put a tick (✓) in the box next to the correct statement.
- Only **one** statement is correct in each case.

<b>17</b> When Toni leaves school, he wants to be a	A	fashion model.
	B	designer.
	C	cool hunter.

<b>18</b> Toni thinks	A	his mom's mobile phone is "cool".
	B	"cool" is difficult to explain.
	C	both A+B.

<b>19</b> J.J. is a cool hunter, which means that he	A	buys and sells fashion firms.
	B	finds new trends for companies.
	C	designs trendy clothes for teenagers.

<b>20</b> J.J. finds teenagers who are leaders in their group and he	A	pays them to report on new trends.
	B	gives them information on new trends.
	C	tells them how to dress in a trendy way.

<b>21</b> Firms that work with J.J. want him to	A	design trendy websites for them.
	B	give them information on new trends.
	C	both A+B

<b>22</b> The expression "pester power" means that teens	A	have enough pocket money to buy what they want.
	B	keep asking their parents to buy things for them.
	C	can buy new products now and pay later.

<b>23</b> Chelsea thinks that advertising	A	has too much influence on teens.
	B	helps you to find the right product.
	C	both A+B.

<b>24</b> Toni's latest design is a	A	cool air bag for bicycles.
	B	cool outdoor bicycle.
	C	pair of cycling shorts with an air bag.

<b>25</b> This radio program wants to show that	A	teens are really interested in advertising.
	B	companies use teens to sell their products.
	C	parents like to see teens looking cool.

**Listening: Candidate Answer Sheet****Name:** \_\_\_\_\_*For students: Put a tick (✓) into the correct box.***Part 1**

Number	A	B	C	D
1				
2				
3				
4				

/ 4 P

**Part 2**

Number	A	B	C
5			
6			
7			
8			

/ 4 P

**Part 3**

Number	Yes	No	Not in the Text
9			
10			
11			
12			
13			
14			
15			
16			

/ 8 P

**Part 4**

Number	A	B	C
17			
18			
19			
20			
21			
22			
23			
24			
25			

/ 9 P

/ 25 P